

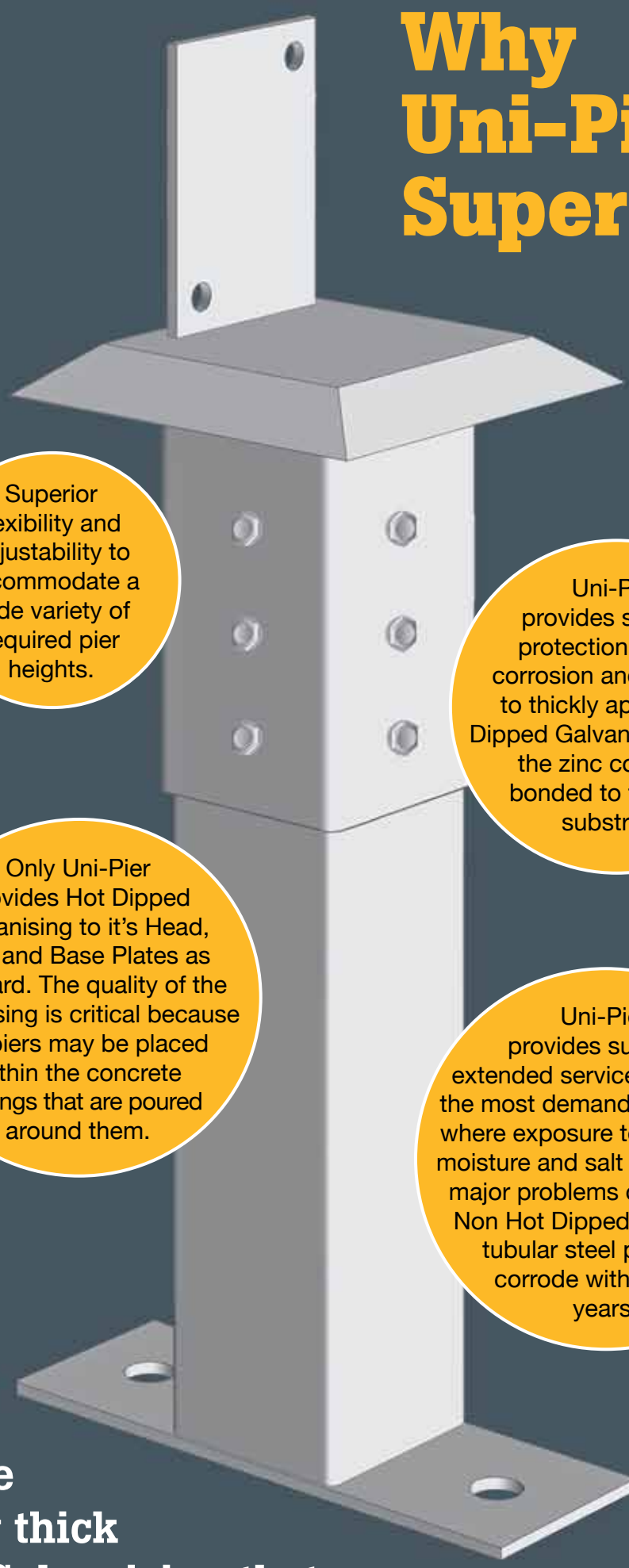
The Superior Adjustable Pier System



No other Pier
gives you the
Strength & Longevity



Why Uni-Pier is Superior



Superior flexibility and adjustability to accommodate a wide variety of required pier heights.

Uni-Pier provides superior protection against corrosion and rust due to thickly applied Hot Dipped Galvanising, where the zinc coating is bonded to the steel substrate.

Only Uni-Pier provides Hot Dipped Galvanising to its Head, Post and Base Plates as standard. The quality of the galvanising is critical because the piers may be placed within the concrete footings that are poured around them.

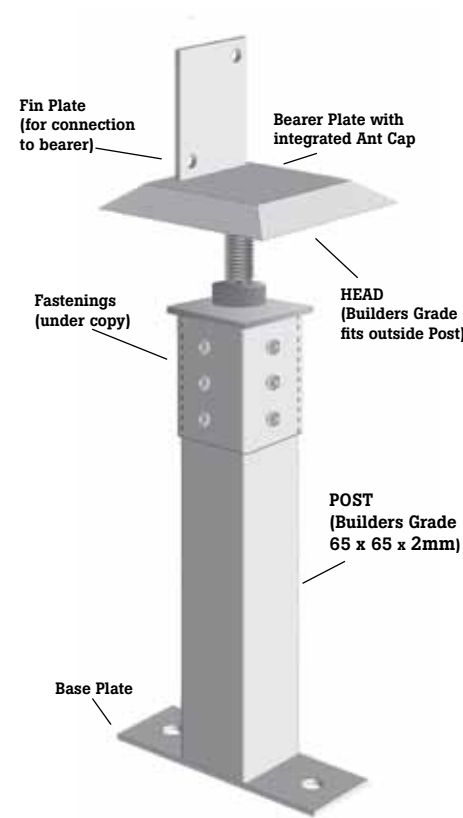
Uni-Pier provides superior, extended service life even in the most demanding locations where exposure to dampness, moisture and salt air can cause major problems of corrosion. Non Hot Dipped Galvanised tubular steel piers may corrode within a few years.

Uni-Piers are protected by thick Hot Dipped Galvanising that outlasts short-cut spray-on treatments

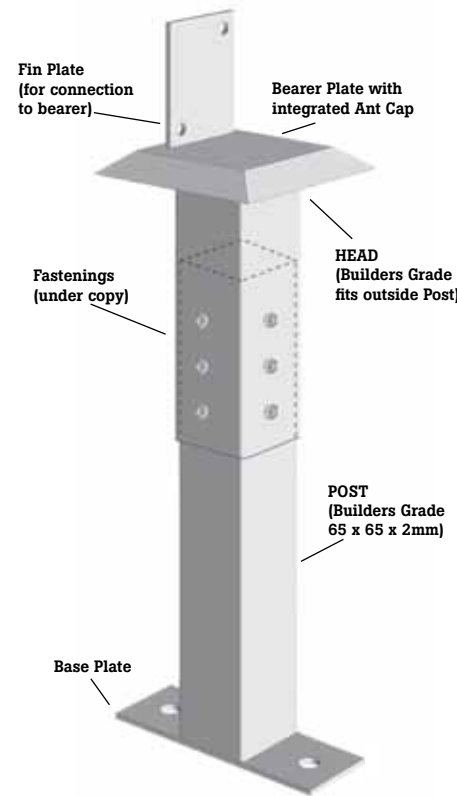
The Superior Support for all Off-Ground Flooring

UNI-PIER BUILDERS GRADE

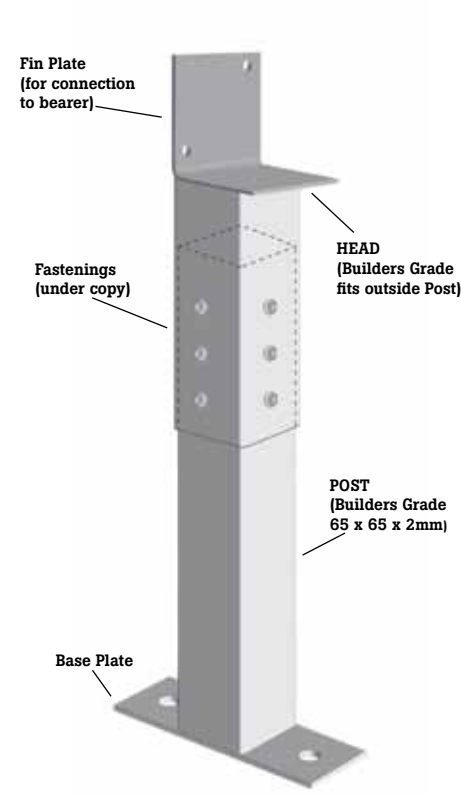
STH 65 X 65 Posts



Telescopic Adjustable Head WITH Antcap 65 x 65 Posts

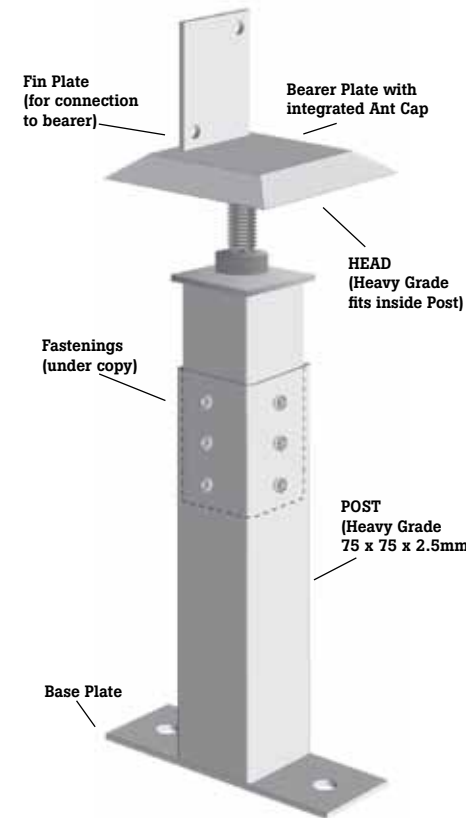


Telescopic Adjustable Head WITHOUT Antcap 65 x 65 Posts

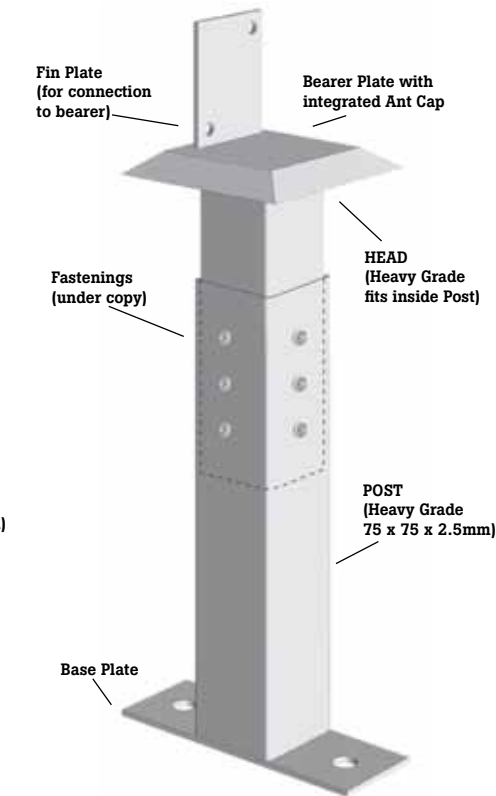


UNI-PIER HEAVY GRADE

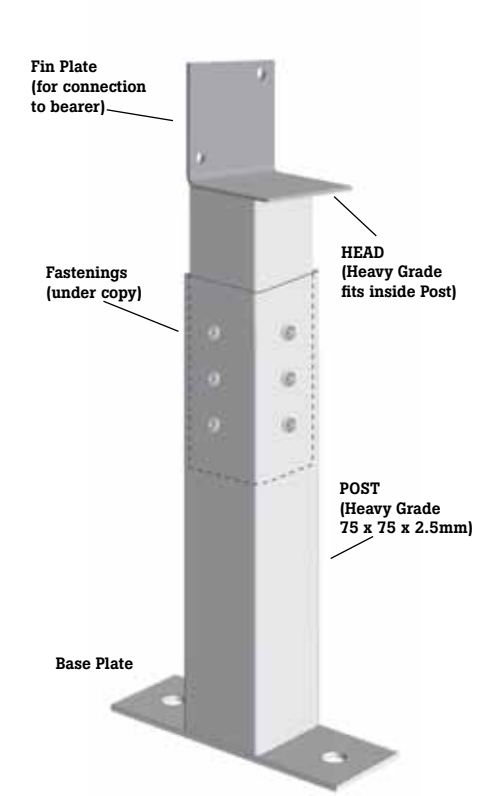
STH 75 X 75 Posts



Telescopic Adjustable Head WITH Antcap 75 x 75 Posts



Telescopic Adjustable Head WITHOUT Antcap 75 x 75 Posts



Uni-Pier are a two (2) Part system comprised of a Uni-Pier Head (with integrated antcap* and fin plate) and a Uni-Pier Post (with integrated base plate).

Our most common grades available and two types of Heads (Telescopic or STH) available.

1. Builders Grade 65 x 65mm x 2mm Uni-Pier Post
2. Heavy Grade 75 x 75mm x 2.5mm Uni-Pier Post

TELESCOPIC ADJUSTABLE HEAD*

The Uni-Pier Telescopic Head provides the adjustment. The Uni-Pier Telescopic Head slides over the top of the Uni-Pier Post for Builders Grade and slips inside the Uni-Pier Post for Heavy Grade.

The Uni-Pier Telescopic Head provides you with up to 200mm of adjustment. The Uni-Pier Head Sleeve is 300mm in length and is designed so that you have a minimum of 100mm of overlap in order to screw the

Uni-Pier Head to the Uni-Pier post via 14-20 x 22 Self Drilling, Self Tapping, Galvanised, Class 4 Metal Tek screws. We recommend a minimum of six (6). Each Metal Tek screw is designed to carry a load of 800kgs.

UNI-PIER STH (Adjustable Screw Top Head)

The Uni-Pier STH (Adjustable Screw Top Head) works in exactly the same way as the Uni-Pier Telescopic Head. The difference is that the sleeve is 200mm in length and the 200mm worth of adjustability is shared between 100mm of Telescopic Adjustment + 100mm of Screw Adjustment - simply by the turning of the nut. As the Sleeve is just 200mm in length, the minimum height actually attained by a Uni-Pier 200mm Post and STH Head combination is 255mm.

Eg: 200mm Post + STH = 255mm to 455mm adjustability
400mm Post + STH = 455mm to 655mm adjustability and so on.

HOW THEY WORK

The rule is to select a Uni-Pier Post which is the closest to the underside of your desired height. Uni-Pier Posts start at 200mm and increase in length of 200mm increments ie 200mm, 400mm, 600mm, 800mm etc and continue this way to 4000mm (for Builders Grade) and 5000mm (for Heavy Grade). If your desired height is say 950mm, then you would select the 800mm Uni-Pier Post and the Uni-Pier Head would be adjusted up 150mm to reach your desired height. If it were 1195mm, then you would select the 1000mm Uni-Pier Post and adjust the Uni-Pier Head accordingly to reach your desired height.

NB. Telescopic System: If your desired height is less than 300mm then cutting of the Uni-Pier Head Sleeve will be required. Remember the Uni-Pier Head Sleeves are 300mm in length therefore the minimum height is in fact 300mm.

NB. STH System: If your desired height is less than 255mm then cutting of the Uni-Pier Head Sleeve and Post will be required.

Remember to coat the exposed metal with either a cold gal or 2 part epoxy.

* Also available without Antcap

SPECIFIED FASTENINGS TO AFFIX UNI-PIER HEADS TO POSTS

Screws: 14-20x22 to AS3566 Class 4. Recommend Buildex® self-drilling and tapping Metal Tek®.
Bolts: 2 x M12 x 100mm galvanised mild steel bolts and nuts.

Refer to The Uni-Pier Selection Guide (Page 14) for quantities to suit each application.

Superior Service

We Help Solve Every Technical Challenge

At times assistance is needed in working out the number of underfloor support piers and the type required, and if bracing is needed for the project. Unipier has a dedicated Design and Technical service that provides detailed information and solutions to flooring design and engineering.

The unique Unipier Design and Technical Program will solve your technical challenge saving time and money for you and your customer.

Your Uni-Pier Technical Support Team are more than happy to assist! We are here to help you with your technical challenge.

Unipier will not only provide detailed information on what your project requires but also:

- Discuss your project with your structural engineer or builder or both
- Give you a detailed list of posts, heads and bracing taking into account available options
- Recommend where to purchase from and work closely with them to make sure you receive the right result.

PROJECT CUSTOMISATION

In addition to our normal Builders Grade 65 x 65 x 2mm and Heavy Grade 75 x 75 x 2.5mm Uni-Pier Systems, we also offer you several cost-effective options:

- **Extra Heavy Grade:** 75 x 75 x 4mm Posts
- **Mega Grade:** 89 x 89mm Posts available in 3 different wall thicknesses
 - 2mm
 - 3.5mm
 - 5mm
- **Super Mega Grade:** 100 x 100mm x 4mm Posts.

Unipier has developed the following tailor-made solutions:

- Modified heads
- Modified base plates
- Pre-drilled posts for use with high tensile bolts (head to post)
- Modified bracing systems
- Any other modification that are not listed that you or your structural engineer/builder may require.

WHAT ELSE CAN WE OFFER?

- Design and supply of steel I-beams
- Design and supply of steel bearers, timbers and joists.

A FREE SERVICE

If assistance is required with sub floor plans and development contact Unipier Design and Technical support. All material will remain confidential and floor designs and engineering solutions will be processed in a timely manner and at no charge.

Phone your Uni-Pier technical support team on

1300 366 362

or email us at

info@unipier.com.au

"Overall, I found the steel solutions offered by Uni-Pier provided a host of advantages over other options and were really easy to use. Uni-Pier has both the product range and expertise to make building a steel flooring system quite simple."
Peter Keetch, Jandson Homes

"We have been a Uni-Pier re-seller for some years. In recent times Uni-Pier introduced an exciting new program called "Project Design". In essence the Uni-Pier design team work with the engineers, builders and our sales team on specific projects to optimise the sub-floor design, resulting in a fully engineered solution. We have found that Uni-Pier's expertise enabled us to assist our customers with "one stop shop" solutions saving us much time and effort. The results to date have provided our customers with substantial savings and in many cases a more buildable and better subfloor."
Steve Sutton, Group Sales & Marketing Manager - Williams Group Australia P/L

"I first approached Uni-Pier Australia because I wanted to make sure the combined Uni-Pier, Bracing, Bearers and Joists would provide us with a strong and durable flooring system at the right price. Through the design phase the technical team were fantastic, they listened to what we needed and optimised the design to suit our home. Their attention to detail meant that our overall flooring system was substantially more affordable than our budget."
Alan Morgan, Country Victoria

Superior Features

The Key Advantages of using Uni-Piers

- Sized to suit 200mm to 5000mm: suitable for the steepest of building sites.
- Head adjustment up to 200mm: enables easy and accurate levelling without the need for packers under bearers.
- Optional integrated ant caps: meaning no further termite control is required, although annual under-floor inspection is recommended.
- Durable hot-dipped galvanised finish: enabling use in many corrosive environments.
- Available in Builders Grade or Heavy Grade as well as our Special Order Grades : Extra Heavy Grade, Mega Grade and Super Mega Grade – enables use in a wide variety of applications.
- Suitable for coastal or high wind areas: can be used adjacent to the coast and in most cyclonic regions. (Refer to Uni-Pier Selection Guide).
- Fully engineered design: ask your supplier for a copy of the Uni-Pier Selection Guide or download it from: <https://www.unipier.com.au/files/SelectionGuide.pdf>

Require Bracing?


Consider Uni-Brace for the Easiest Bracing Solution.

There are many situations in building with a need for the bracing of walls and floors.

Often the bracing capacity actually required is not fully considered, unless it has been properly designed. The potential result can be failure, if the allowance is inadequate, or, if "over designed" the result can be sheer waste. Uni-Brace® was also developed to make installation easy and, at the same time, provide a smart finished appearance.

The unique telescopic design of Uni-Brace® also combines the benefits of lightweight design as well as the ability to sustain normal loads.

Uni-Brace® - The complete bracing solution!



FOR MORE INFORMATION CONTACT:
Uni-Pier Australia Pty Ltd ACN 131 900 546
1300 366 362

www.unipier.com.au

Copyright. The material in this publication is published by and is the property of Uni-Pier Australia Pty. Ltd. A.C.N. 131 900 546 and may not be reproduced in any form without the written permission of the publisher. This product shall perform as specified if used in accordance with the recommendations provided by Uni-Pier Australia Pty. Ltd. Information in this publication is correct at the time of printing but is subject to change without notice. April 2019.