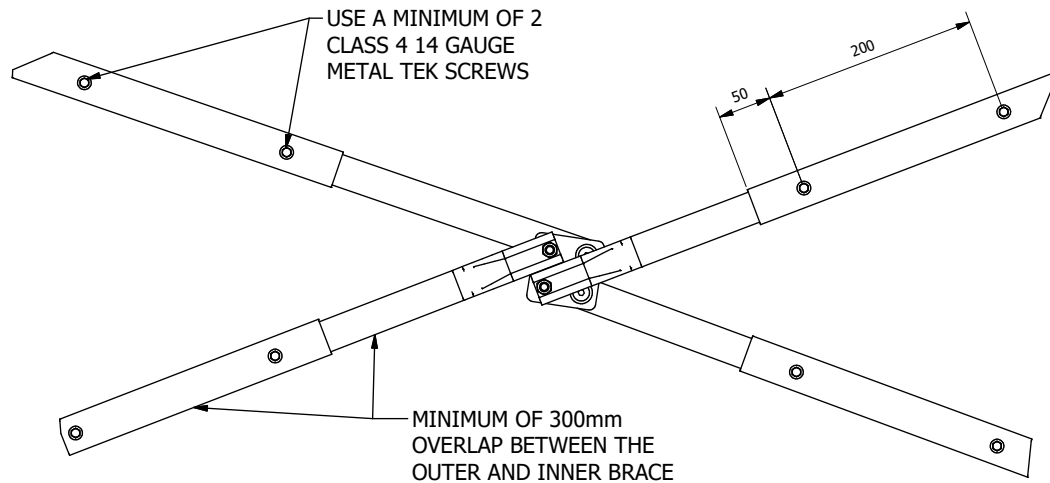


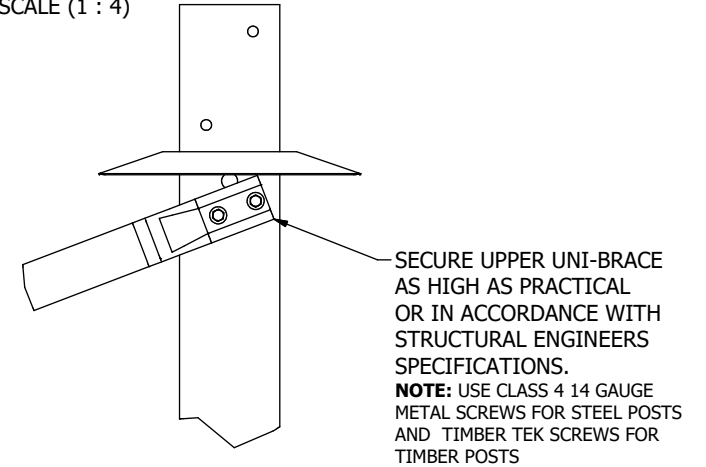
### DETAIL "A"

SCALE (1 : 5)



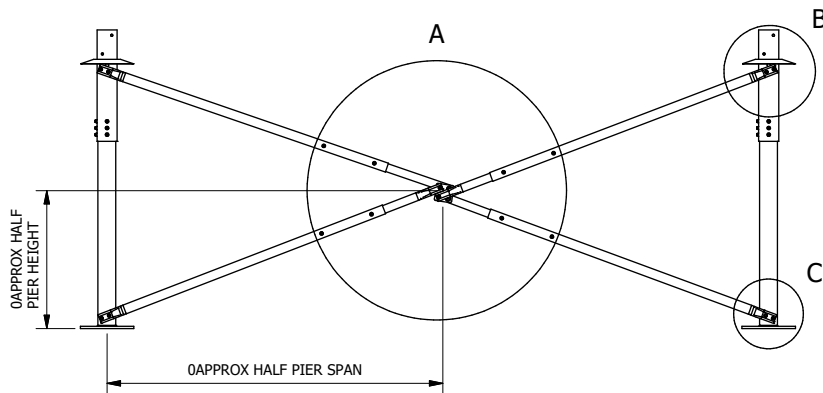
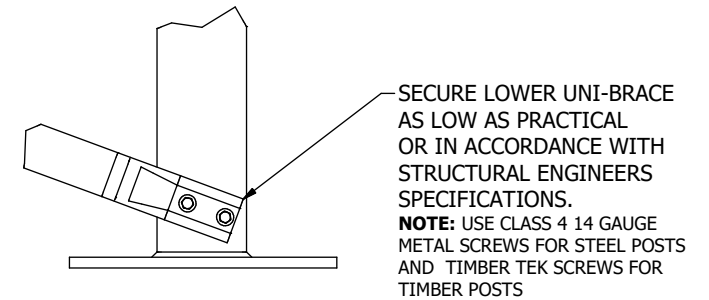
### DETAIL "B"

SCALE (1 : 4)



### DETAIL "C"

SCALE (1 : 4)



### SHOWING TYPICAL INSTALLATION FOR THE Uni-Brace SYSTEM

SCALE 1:20

**Note:** All Uni-Pier products must be installed in accordance with the Uni-Brace Technical Drawings or to Structural Engineers details

<b>ALL DIMENSIONS IN MILLIMETERS</b>		Description		Drawing No.		Sheet	Revision		
Scale: VARIABLE		Uni-Brace ASSEMBLY		Uni Pier 2021-009		1	3		
Material: AS NOTED				UNI Pier Australia Pty Ltd					
Finish:		Drawn By: K Robards 01.04.21	TOLERANCE NOT SHOWN		A3				
		Checked By: K Bennett 02.04.21	General = ±0.25 Hole = +0.1 / -0.0 Angular = ±0.30°						
		Eng. Appd.							